



# Buffalo Grove Park District

## BUFFALO GROVE PARK DISTRICT ORDINANCE 11-4-1 2011-2012 COMBINED BUDGET AND APPROPRIATIONS ORDINANCE



AN ORDINANCE ADOPTING A COMBINED ANNUAL BUDGET AND APPROPRIATING SUCH SUMS OF MONEY FOR THE CORPORATE AND RECREATIONAL PROGRAM PURPOSES OF THE BUFFALO GROVE PARK DISTRICT, COUNTIES OF COOK & LAKE, STATE OF ILLINOIS FOR THE YEAR BEGINNING MAY 1, 2011 AND ENDING APRIL 30, 2012.

BE IT ORDAINED by the Board of Park Commissioners of the Buffalo Grove Park District, in the Counties of Cook and Lake and the State of Illinois that the following sums or so much thereof as may be authorized by law be and the same are hereby appropriated for park purposes for the fiscal year beginning May 1, 2011 and ending April 30, 2012, that the sums of money hereinafter set forth and the objects and purposes of the same are deemed necessary to defray all necessary expenses and liabilities for said period for the several park purposes following:

SECTION I: The following is the estimated Annual Budget for the Buffalo Grove Park District for the fiscal year beginning May 1, 2011 and ending April 30, 2012.

	<u>Budget</u>	<u>Appropriation</u>
General Corporate Fund	2,187,104	2,604,182
Recreation Fund	6,519,005	7,979,014
Museum Fund	337,406	397,477
Audit Fund	26,000	31,200
Bond and Interest Fund	1,493,561	1,568,239
Insurance Fund	381,337	457,604
Paving and Lighting Fund	122,960	135,256
Social Security Fund	319,939	351,933
I.M.R.F. Fund	337,255	370,981
Special Recreation Fund	778,838	817,780
Capital Improvement and Equipment Replacement	3,483,917	4,329,018
Golf Dome Debt Service	257,003	262,143
Fitness Center	<u>4,098,177</u>	<u>5,017,153</u>
Total	<u>20,342,502</u>	<u>24,321,980</u>

SECTION II: As part of the annual budget, it is stated:

ARTICLE A. That the estimated cash on hand at the beginning of the fiscal year is \$ 5,825,463.

ARTICLE B. That the estimated cash expected to be received during the fiscal year from all sources is \$ 19,391,014.

ARTICLE C. That the estimated expenditures contemplated for the fiscal year are \$ 20,342,502.

ARTICLE D. That the estimated cash expected to be on hand at the end of the fiscal year is \$ 4,873,974.

ARTICLE E. That the estimated amount of taxes to be received by Buffalo Grove Park District during the fiscal year is \$ 7,151,541.

SECTION III: That the following sums of money or so much thereof as may be authorized by law be and the same are hereby appropriated for the general purposes of the Buffalo Grove Park District for the fiscal year beginning May 1, 2011 and ending April 30, 2012:

GENERAL CORPORATE FUND

ARTICLE I. CORPORATE ADMINISTRATIVE	<u>BUDGET</u>	<u>APPROPRIATION</u>
Personnel Services		
Dental Insurance	8,471	11,012
Health Insurance	104,113	135,347
Vision Insurance	1,006	1,308
Salaries - Full Time	319,384	354,516
Salaries - Part Time	300	390
Travel Allowance	300	390
Conference/Seminars	8,340	10,842
Staff Development	7,450	9,685
Dues & Subscriptions	12,545	16,309
Education Tuition	500	650
Commodities		
Accounting Supplies	1,250	1,625
Commissioner Expense	17,501	22,751
MIS Maint. & Supplies	1,680	2,184
Copier Supplies	1,802	2,343
General Administrative	2,960	3,848
Office Supplies	4,250	5,525
Paper	1,500	1,950
Postage	4,500	5,850
Special Administrative Program	5,500	7,150
Bernard House Services	16,000	20,800
Contractual Services		
Legal Counsel	15,000	19,500
Other Legal	5,000	6,500
Payroll Processing	250	326
Service Agreements	5,500	7,150
Computer Programming	3,000	3,900
Consultants	32,900	42,770
Utilities		
Telephone	6,000	7,800
 TOTAL CORPORATE ADMINISTRATIVE	 <u>587,002</u>	 <u>702,420</u>

B. CORPORATE PARKS MAINTENANCE

Personnel Services		
Group Dental	13,484	17,529
Group Health	183,213	238,177
Vision Insurance	1,627	2,115
Salaries - Full Time	746,600	798,862
Salaries - Overtime	42,000	54,600
Salaries - Part time	133,075	166,344
Travel Expense	200	260
Conferences & Seminars	15,980	20,774
Staff Development	5,000	6,500
Dues & Subscriptions	1,940	2,522
Education Tuition	2,200	2,860
Employee Recognition Program	2,775	3,608
Commodities		
General Administrative	3,860	5,018
Office Supplies	4,560	5,928
Gasoline	68,800	89,440
Large Equipment Maintenance	5,300	6,890
Major Equipment Repair	10,000	13,000
Water/Sewer Repairs	2,000	2,600
Oil and Grease	3,690	4,797
Park Equipment Maintenance & Repair	16,990	22,087
Signs	9,400	12,220
Riding Mower Maintenance	8,400	10,920
Shop Supplies	6,700	8,710
Welding Supplies	675	878
Small Equipment Maintenance	4,300	5,590
Tractor Maintenance	2,700	3,510
Vehicle Maintenance	8,800	11,440
Uniform Allowance	8,650	11,245
Safety Equipment	3,500	4,550
Grounds Supplies		
Fertilizer	7,250	9,425
Herbicides	6,700	8,710
Ice Melt	12,350	16,055
Landscape Tools	4,250	5,525
Plantings	9,250	12,025
Seed & Mulch	17,675	22,978
Athletic Field Irrigation	4,820	6,266
Sod	600	780
Top Soil	5,600	7,280
Underlayment	14,500	18,850
Ball Diamonds		
Light Repairs	10,100	13,130
Diamond Maintenance	8,350	10,855
Fence Repair	9,400	12,220
Building Maintenance and Repair		
Building - Exterior	10,700	13,910
Building - Interior	3,600	4,680
Custodial Supplies	1,400	1,820

Contractual Services		
Licenses and Registration	620	806
Service Agreements	3,675	4,777
Water/Sewer Contractual	2,500	3,250
Building Maintenance	5,900	7,670
Shop & Equipment Rental	1,750	2,275
Furnace/Heater Maintenance	8,400	10,920
Pest Control	1,824	2,371
Contract Cleaning	6,470	8,411
Tree Maintenance	12,000	15,600
Landscaping Services	54,000	70,200
Refuse Disposal	6,450	8,385
Contract Weed Spraying	22,850	29,705
Utilities		
Electric	10,720	13,936
Gas	6,700	8,710
Telephone	9,030	11,739
Water	1,750	2,275
Capital Improvements		
Machine & Tools	2,500	3,250
TOTAL PARK MAINTENANCE	1,600,102	1,901,761
TOTAL CORPORATE FUND	<u>2,187,104</u>	<u>2,604,182</u>

ARTICLE II RECREATION FUND

Personnel Services		
Dental Insurance	16,791	21,828
Health Insurance	244,118	317,353
Vision Insurance	2,688	3,494
Salaries - Full Time	962,655	1,030,041
Overtime	6,000	7,500
Salaries - Part Time	36,052	45,065
Building Supervision	28,972	37,664
Recreation Part Time	10,710	13,923
Park Services	16,839	21,891
Concessions Staff	12,728	16,546
Sponsorship Salary	14,820	19,266
Travel Expense	22,766	29,596
Conference/Seminars	36,053	46,869
Staff Development	11,906	15,478
Education Tuition	1,100	1,430
Dues & Subscriptions	5,961	7,749
Employee Recognition Program	500	650

Commodities		
Accounting Supplies	1,250	1,625
Computer Supplies	6,720	8,736
Copier Supplies	3,603	4,684
General Administrative	4,590	5,967
Office Supplies	12,750	16,575
SPRA Supplies	500	650
Paper	3,900	5,070
Postage	34,253	44,529
Vending Supplies	2,000	2,600
Outdoor Field Rentals	500	650
Concession Supplies	12,000	15,600
Sponsorship Expense	2,000	2,600
Vehicle Maintenance	1,640	2,132
Uniform Allowance	3,090	4,017
Building Repair - Exterior	5,500	7,150
Building Repair - Interior	17,650	22,945
Custodial Supplies	15,100	19,630
Willow Stream Shelter	2,600	3,380
Concession Stand Repairs	600	780
Public Information	8,977	11,669
Recreation Equipment	12,860	16,718
Photographic + A.V. Equipment	1,100	1,430
Contractual Services		
Employment Ads	500	650
Office Machine Repair	800	1,040
Display Advertising	1,000	1,300
Printing	115,200	138,240
Consultants	32,900	42,770
Service Agreements	26,111	33,944
Contract Services	8,281	10,765
Building Maintenance	24,400	31,720
Equipment Maintenance	2,000	2,600
Furnace/Heater Maintenance	20,600	26,780
Pest Control	3,464	4,503
Contract Cleaning	36,380	47,294
Equipment Rental	14,440	18,772
Program Charge Fees	55,000	66,000
Utilities		
Electric	71,780	93,314
Gas	28,700	37,310
Telephone	18,600	24,180
Water	12,100	15,730
Sales Tax	5,200	6,760

TOTAL RECREATION ADMINISTRATION

2,061,295      2,439,152

B. RECREATION PROGRAMS \*\*\*

Program Expenses		
Salaries Full Time	151,767	162,391
Salaries Part Time	24,630	32,019
Officials - In House	18,230	23,699
Instructors	917,744	1,101,293
Contractual Services	316,210	411,073
Rentals	179,826	233,774
Tickets/Admissions	101,664	132,163
Supplies	272,921	354,797
Awards	23,443	30,475
TOTAL PROGRAM EXPENSE	<u>2,006,433</u>	<u>2,608,363</u>

C. AQUADOME POOL

Personnel Services		
Group Dental	2,294	2,982
Group Health	33,954	44,140
Vision Insurance	446	580
Salaries - Full Time	188,958	209,743
Overtime	500	650
Travel Allowance	450	585
Camp Aquatics Salaries	18,931	24,610
Guards - Summer	14,146	18,390
Guards - School Year	25,700	33,410
Managers - Summer	7,092	9,220
Managers - School Year	13,668	17,768
Swim Instructor - Summer	9,769	12,700
Swim Instructor - School Year	20,670	26,871
LTS Coordinator - Summer	3,348	4,352
LTS Coordinator - School	6,120	7,956
Training Manager	2,145	2,789
Swim Team Salary	28,758	37,385
Individual Swim Lessons Expense	14,415	18,740
Program Development - Part Time	4,950	6,435
Staff Development - Rec. Full Time	6,931	9,010
Park Staff Dev. - Full Time	4,717	6,132

Commodities		
Office Supplies	350	455
Uniforms	4,500	5,850
Building Repair - Exterior	500	650
Building Repair - Interior	4,300	5,590
Custodial Supplies	1,075	1,398
Equipment Repair	1,350	1,755
Pool & Deck Maintenance	1,950	2,535
Pump Room Maintenance	2,200	2,860
Sanitation	6,750	8,775
First Aid Supplies	750	975
Pool Pass Supplies	1,372	1,784
Program Supplies	1,975	2,568
Rescue Equipment	1,190	1,547
Swim Team Expense	8,525	11,083
Booster Expense	2,000	2,600
Dues and Subscriptions	1,417	1,842
Building Maintenance	7,000	9,100
Equipment Maintenance	3,000	3,900
Furnace/Heater Maintenance	15,135	19,676
Pest Control	1,132	1,472
Service Cleaning	35,400	46,020
Utilities		
Electric	36,000	46,800
Gas	26,400	34,320
Telephone	3,380	4,394
TOTAL AQUADOME POOL	<u>575,612</u>	<u>712,395</u>

D. WILLOW STREAM POOL

Personnel Services		
Salaries - Full Time	14,579	15,600
Seasonal Maintenance	2,700	3,510
Lifeguards	62,518	81,273
Manager	11,928	15,506
Swim Team Salary	14,292	18,580
Commodities		
Office Supplies	350	455
Uniforms	6,010	7,813
Building Repair - Exterior	400	520
Building Repair - Interior	400	520
Custodial Supplies	600	780
Landscaping	1,000	1,300
Equipment Repair	700	910
Pool & Deck Maintenance	2,300	2,990
Pump Room Maintenance	2,100	2,730
Sanitation	13,250	17,225
First Aid Supplies	1,300	1,690
Pool Pass Supplies	3,317	4,313
Program Supplies	1,305	1,697
Rescue Equipment	600	780
Swim Team Exp.	4,205	5,467

Maintenance		
Building Maintenance	350	455
Equipment Maintenance	1,650	2,145
Furnace/Heater Maintenance	970	1,261
Pest Control	629	818
Utilities		
Electric	5,500	7,150
Gas	11,000	14,300
Telephone	1,100	1,430
Water	3,000	3,900
TOTAL WILLOW STREAM POOL	<u>168,053</u>	<u>215,117</u>

E. SPRAY 'N PLAY

Personnel Services		
Manager	10,560	13,728
Commodities		
Office Supplies	250	325
Uniforms	300	390
Building Repair - Exterior	225	293
Building Repair - Interior	1,100	1,430
Custodial Supplies	725	943
Landscaping	1,500	1,950
Equipment Repair	350	455
Pool & Deck Maintenance	335	436
Pump Room Maintenance	1,025	1,333
Sanitation	2,700	3,510
First Aid Supplies	50	65
Contractual Services		
Advertising	1,500	1,950
Building Maintenance	500	650
Equipment Maintenance	340	442
Furnace/Heater Maintenance	185	241
Pest Control	200	260
Service Cleaning	300	390
Utilities		
Electric	5,000	6,500
Telephone	1,200	1,560
Water	3,300	4,290
TOTAL SPRAY 'N PLAY	<u>31,645</u>	<u>41,139</u>

F. GOLF LEARNING CENTER

Personnel Services		
Group Dental	240	312
Group Health	3,325	4,323
Professional Instruction	7,000	9,100
Full Time Staff	41,600	44,512
Seasonal Maintenance	2,780	3,614
PT Office Staff	4,744	6,167
Golf Attendants	10,039	13,051
Golf Operations	26,484	34,429
Sports Attendants	3,888	5,054
Staff Development - Rec. Full Time	3,800	4,940
Staff Development - Rec. Part Time	490	637
Commodities		
Office Supplies	1,100	1,430
Vending & Concessions Supplies	2,575	3,348
Tractor Maintenance	1,000	1,300
Uniforms	1,152	1,498
Building Repair - Exterior	525	683
Building Repair - Interior	700	910
Custodial Supplies	1,300	1,690
Fairway Greens	1,700	2,210
Concession Repair	75	98
Equipment Repair & Replacement	1,180	1,534
Club Repair Expenses	350	455
Fabric Maintenance & Repair	900	1,170
Mechanical System Maintenance	2,000	2,600
Golf Instructional Materials	400	520
Sports Supplies	1,500	1,950
Pro Shop Supplies	6,000	7,800
Contractual Services		
Memberships & Subscriptions	925	1,203
Advertising	9,250	12,025
Printing	3,100	4,030
Contract Services	3,087	4,013
Building Maintenance	4,465	5,805
Equipment Maintenance	1,000	1,300
Furnace/Heater Maintenance	1,000	1,300
Pest Control	750	975
Structure Handling	9,000	11,700
Tree Maintenance	2,000	2,600
Utilities		
Electric	18,000	23,400
Gas	65,000	84,500
Telephone	1,500	1,950
Water	400	520
Transfers		
Transfer Out	82,241	82,468
TOTAL GOLF DOME OPERATIONS	<u>328,564</u>	<u>393,121</u>

G. CLUBHOUSE

Personnel		
Group Dental	1,627	2,115
Group Health	19,385	25,201
Vision Insurance	141	183
Full Time Salaries	115,604	123,696
FICA	52,095	67,724
IMRF	52,091	67,718
Staff Development - Full Time	4,945	6,429
Staff Development - Part Time	5,525	7,183
Employee Recognition Program	250	325
Dues	791	1,028
Tuition	300	390
Instructors	565,380	650,187
Contractual Services		
Bus Rentals	24,000	31,200
School Rentals	43,453	56,489
Program Charge Fees	12,500	16,250
Commodities		
Computer Supplies	9,800	12,740
Copier Supplies	1,802	2,343
Office Supplies	3,200	4,160
Paper	600	780
Postage	1,800	2,340
Participant T-Shirts	3,150	4,095
First Aid	864	1,123
Program Expenses	82,400	107,120
Tickets	38,000	49,400
Staff Shirts	4,700	6,110
Telephone	9,000	11,700
Equipment	4,000	5,200
Workmen's Comp	2,500	3,250
Unemployment Insurance	2,500	3,250
Transfer Out	285,000	300,000
TOTAL CLUBHOUSE OPERATIONS	<u>1,347,403</u>	<u>1,569,728</u>
TOTAL APPROPRIATION FOR RECREATION FUND	<u>6,519,005</u>	<u>7,979,014</u>

ARTICLE III MUSEUM FUND

Personnel Services		
Group Dental	480	600
Group Health	6,674	8,343
Vision Insurance	82	107
Salaries	131,633	140,847
Part Time Salary	55,752	69,690
Travel	840	1,050
Staff Development	400	500
Conferences & Seminars	2,239	2,799
Employee Recognition	250	325
Commodities		
Computer Supplies	1,258	1,573
Office Supplies	710	888
Postage	736	920
Uniforms	570	713
Building Repairs - Exterior	2,350	2,938
Building Repairs - Interior	3,100	3,875
Custodial Supplies	950	1,188
Program Supplies	3,848	4,810
Conservation/Exhibit Supplies	4,170	5,213
Contractual Services		
Accounting	25	32
Dues & Subscriptions	705	882
Advertising	300	375
Printing	875	1,094
Service Agreements	2,740	3,425
Furnace & Air Conditioning	5,400	6,750
Pest Control	504	630
Service Cleaning	9,420	11,775
Consultants	20,000	25,000
Utilities		
Electric	8,100	10,125
Gas	5,400	6,750
Telephone	3,000	3,750
Water	600	750
Capital Improvements		
Equipment	6,050	6,958
Grounds	12,445	15,556
Building Renovation	45,800	57,250
TOTAL MUSEUM FUND	<u>337,406</u>	<u>397,477</u>

ARTICLE IV. INSURANCE FUND

Personnel Services		
Part-Time Staff	1,612	1,934
Travel	600	720
Preplacement Physicals/EAP	7,990	9,588
Staff Development	9,850	11,820
Dues & Subscriptions	825	990
Conferences & Seminars	1,630	1,956
Commodities		
MIS Supplies	300	360
Administrative Expense	600	720
Office Supplies	250	300
Uniform	100	120
Signs	600	720
Safety Equipment & Supplies	9,500	11,400
Contractual Services		
Risk Manager Contractual Service	54,000	64,800
Aquatics Risk Management	1,350	1,620
Contract Services	6,300	7,560
Alarm Services	23,700	28,440
Facility & Environmental Risk Mgmt.	6,900	8,280
Telephone	360	432
Capital Improvement - Equipment	6,000	7,200
Agency Pool		
P.D.R.M.A.	233,870	280,644
Deductibles	15,000	18,000
TOTAL INSURANCE FUND	<u>381,337</u>	<u>457,604</u>

ARTICLE V. CAPITAL IMPROVEMENT AND EQUIPMENT REPLACEMENT FUND

Capital Improvements		
Emmerich Building	7,000	8,750
Alcott Center	922,000	1,152,500
Equipment Maintenance	93,000	116,250
Equipment Recreation	148,700	185,875
Furniture & Office Equipment	2,250	2,813
MIS System	168,300	210,375
Grounds	105,800	132,250
Green Team	7,500	9,375
Vehicles	106,000	132,500
Fitness Equipment	72,000	90,000
Aquadome Pool	2,750	3,438
Willow Stream Pool	475,500	594,375

Contractual Services		
Bond Fees, Legal Fees and Consultants	303,000	378,750
Park Improvements		
Alcott Playground	60,000	75,000
Rylko Park	150,000	187,500
Crossings	103,000	128,750
Emmerich Park	38,100	47,625
Emmerich East	19,500	24,375
Fitness Center	58,000	72,500
Golf Learning Center	29,870	37,338
Green Lake	12,325	15,406
Reservoir 7	19,750	100,000
Tartan Park	76,000	95,000
Westchester	86,810	108,513
Dog Park	12,000	15,000
Transfer Out	404,762	404,762
TOTAL CAPITAL IMPROVEMENT FUND	<u>3,483,917</u>	<u>4,329,018</u>
ARTICLE VI. AUDIT FUND		
Audit Expense	26,000	31,200
ARTICLE VII. BOND AND INTEREST FUND		
Bond and Interest Payments	1,493,561	1,568,239
ARTICLE VIII. PAVING AND LIGHTING FUND		
Paving and Lighting Expense	122,960	135,256
ARTICLE IX. SOCIAL SECURITY FUND		
Social Security Expense	319,939	351,933
ARTICLE X. ILLINOIS MUNICIPAL RETIREMENT FUND		
I.M.R.F. Expense	337,255	370,981
ARTICLE XI. SPECIAL RECREATION FUND		
N.W.S.R.A. Assessment	297,524	312,400
Special Recreation Capital Projects	481,314	505,380
Total Special Recreation Fund	<u>778,838</u>	<u>817,780</u>
ARTICLE XII. BUSCH GROVE INFRASTRUCTURE AND GOLF DOME DEBT SERVICE		
Bond and Interest Payments	257,003	262,143

ARTICLE XIII. FITNESS CENTER

Personnel Services		
Group Dental	7,468	9,335
Group Health	87,596	109,495
FICA	115,000	149,500
IMRF	85,000	110,500
Vision Insurance	446	580
Travel	480	600
Salaries - Full Time	555,373	594,249
Lifeguards	8,844	11,055
Guest Services Staff	74,932	93,665
Group Exercise Instructors	95,944	119,930
Personal Trainers - Floor Time	71,760	89,700
Mind Body Instructors	99,377	124,221
Commissions	5,000	6,250
Staff Development	1,200	1,500
Conferences & Seminars	1,284	1,605
Contractual Services		
Payment Processing Fees	88,000	105,600
Dues & Subscriptions	1,587	1,904
Employment Ads	75	90
Advertising	25,000	30,000
License & Registration	1,685	2,022
Printing	15,000	18,000
Service Agreements	4,430	5,759
Contract Services	32,628	42,416
Building Maintenance	22,000	26,400
Equipment Maintenance	10,000	12,000
Other Repair	8,000	9,600
Furnace & Air Conditioning	2,000	2,500
Pest Control	2,700	3,375
Cleaning Service	213,252	255,902
Refuse Disposal	1,196	1,435
Equipment Svc. - Facility	12,000	14,400
Equipment Svc. - Building	20,000	24,000
Marketing - Special Events	5,000	6,000
Equipment Rental	1,526	1,831
Sales Tax	3,500	4,200
Bad Debt	5,000	6,000
Commodities		
MIS Supplies	3,000	3,600
General Administrative	360	432
Office Supplies	8,000	9,600
Books & Publications	800	960
Paper	618	742
Postage	15,000	18,000
Minor Equipment	21,245	25,494
General Maintenance	13,000	15,600
Electrical	6,000	7,200
Plumbing, HVAC	4,500	5,400
Miscellaneous	2,353	2,824
Ice Melt	10,000	12,000
Uniforms	6,000	7,200
Café Food	1,200	1,440

Locker Room	32,000	38,400
Custodial Supplies	18,000	21,600
Laundry	16,000	19,200
Linen Replacement	20,000	24,000
Pool & Deck Maintenance	19,000	22,800
Utilities		
Electric	180,000	216,000
Gas	96,000	115,200
Telephone	12,600	15,120
Water	34,750	41,700
Debt Service		
Bond Principal	770,000	770,000
Bond Interest	516,946	516,946
Insurance		
Unemployment Insurance	5,000	6,000
BGFC Program Expenses		
Salaries Part Time	464,556	557,467
Instructors	66,703	80,043
Supplies	50,624	60,748
Contractual Services	19,640	23,568
<u>Other Expenses</u>		
Depreciation	0	368,750
Amortization	0	13,500
<b>TOTAL FITNESS CENTER OPERATIONS</b>	<b>4,098,177</b>	<b>5,017,153</b>

SUMMARY

	<u>BUDGET</u>	<u>APPROPRIATION</u>
General Corporate Fund	2,187,104	2,604,182
Recreation Fund	6,519,005	7,979,014
Museum Fund	337,406	397,477
Audit Fund	26,000	31,200
Bond and Interest Fund	1,493,561	1,568,239
Insurance Fund	381,337	457,604
Paving and Lighting Fund	122,960	135,256
Social Security Fund	319,939	351,933
I.M.R.F. Fund	337,255	370,981
Special Recreation Fund	778,838	817,780
Capital Improvement and Equipment Replacement	3,483,917	4,329,018
Busch Grove Infrastructure & Golf Dome Debt Service	257,003	262,143
Fitness Center	4,098,177	5,017,153
TOTAL	<u>20,342,502</u>	<u>24,321,980</u>

SECTION IV.

That all unexpended balances of any item or items of any general appropriation made in this ordinance be expended in making up an insufficiency in any item in the same general appropriation, and for the same general purpose of any like appropriation made for this ordinance.

SECTION V.

That all unexpended balances from the annual appropriations in previous years are hereby reappropriated.

SECTION VI.

All ordinances, or parts of ordinances in conflict herewith or any section thereof are hereby modified or repealed.

SECTION VII.



This ordinance shall be in full force and effect from and after its passage and approval and publication according to law.

PASSED BY THE Board of Park Commissioners of the BUFFALO GROVE PARK DISTRICT, Lake and Cook Counties, Illinois on the 25th day of April 2011.

AYES: Commissioners Jacobson, Drazner, Schmerer, Reiner, Weiss

NAYS: 0

ABSENT: 0

  
\_\_\_\_\_  
PRESIDENT OF THE BOARD OF PARK COMMISSIONERS  
OF THE BUFFALO GROVE PARK DISTRICT  
  
\_\_\_\_\_  
SECRETARY TO THE BOARD OF PARK COMMISSIONERS  
OF THE BUFFALO GROVE PARK DISTRICT



Buffalo Grove  
Park District

CERTIFICATE OF ESTIMATE OF REVENUES





I, Daniel Schimmel, hereby certify that I am the Chief Fiscal Officer of the Buffalo Grove Park District in the Counties of Cook and Lake and the State of Illinois and as such Chief Fiscal Officer I hereby certify that the Estimate of Revenues by source to be received by Buffalo Grove Park District for the fiscal year ending April 30, 2012 are as follows:

Recreation Programs	2,664,094
Swimming Pools	528,146
Rental Income	104,700
Concessions Sales	34,500
Interest on Investments	33,000
Reimbursements	570,315
Bond Proceeds	1,555,000
Grants	46,000
Sale of Equipment	32,000
Developer Donation	233,445
Clubhouse Program	1,254,455
Golf Learning Center	368,268
Fitness Center	3,964,969
Property Taxes	7,139,041
Replacement Tax	12,500
Miscellaneous	34,078
Sponsorships	44,500
Transfers	772,003
Total	<u>19,391,014</u>

April 25, 2011

Date

  
\_\_\_\_\_  
Chief Fiscal Officer



Buffalo Grove  
Park District



STATE OF ILLINOIS)  
COUNTY OF COOK ) SS  
COUNTY OF LAKE )

**CERTIFICATE**

I, Dan Schimmel, do hereby certify that I am the duly appointed qualified and acting Secretary of the Buffalo Grove Park District in the Counties of Cook and Lake and State of Illinois; that as such Secretary I am the keeper of the minute book, ordinances and resolutions passed by the Board of Park Commissioners of the Buffalo Grove Park District, that I am the keeper of the Corporate Seal of said Park District; and that attached hereto is a true and accurate copy of Ordinance 11-4-1, 2011-2012 Budget and Appropriations Ordinance which was passed by the Board of Park Commissioners on the 25<sup>th</sup> day of April 2011, by an aye and nay vote entered on the journal and is in full force and effect.

WITNESS my hand and Corporate Seal of the Buffalo Grove Park District, this 25<sup>th</sup> day of April, 2011.

Board Secretary

SEAL